


Measure Perimeter


1. Measure the perimeter of this shape.



4. Jayde says,

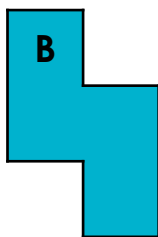
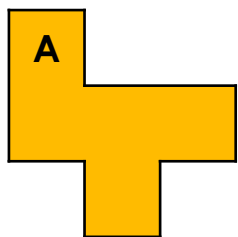


This shape is proof that the perimeter of all rectilinear shapes can be found by measuring the two longest sides and multiplying by 2.



Is she correct? Prove it with an example.

2. Match the shape to its perimeter.

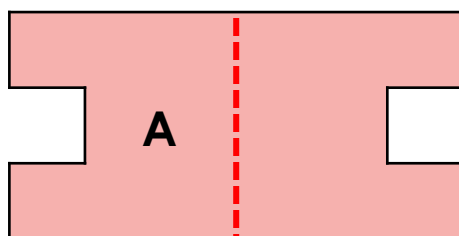


10cm

12cm

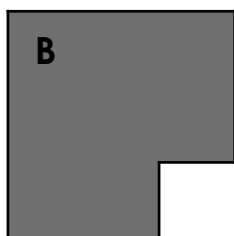
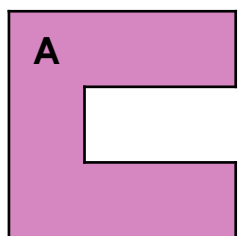
14cm

5. Carly cuts the shape below along the dotted line. She says that the perimeter of the shape A is half the size of the original perimeter.




Is Carly correct? Prove it by measuring the two perimeters.

3. Which shape has the longest perimeter?



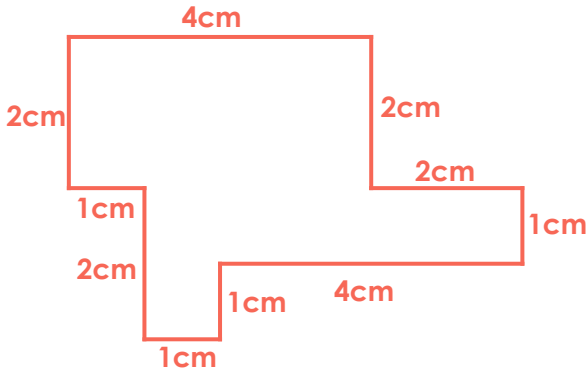
6. On 1cm squared paper, draw a 6-sided rectilinear shape with a perimeter of more than 15cm but less than 20cm.



Measure Perimeter

Teaching note: Please note that precise measurements are dependent upon printer settings. Five of the questions require children to measure, therefore children must be provided with a ruler.

1. 16cm
2. A. 12cm; B. 10cm
3. A
4. On Jayde's shape, adding all the sides individually or measuring the two longest sides and multiplying by two would give the same perimeter, but this is not the case for all rectilinear shapes. In the example below, the sum of the two longest sides multiplied by 2 equals 16cm, but the correct perimeter is 20cm.



5. No, Carly is not correct. The perimeter of the original shape is 22cm and the perimeter of shape A is 14cm. 14cm is not half of 22cm. This is because although the shape has been halved, this process creates another edge on shape A.
6. Various answers, for example:

