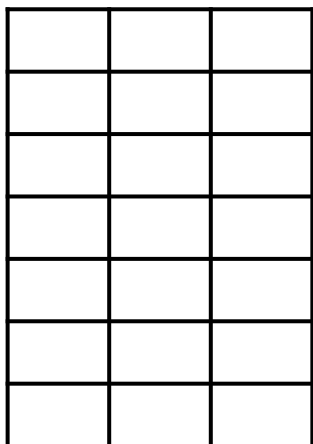



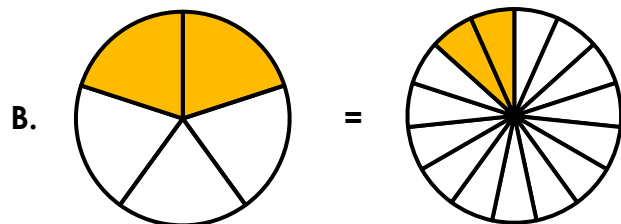
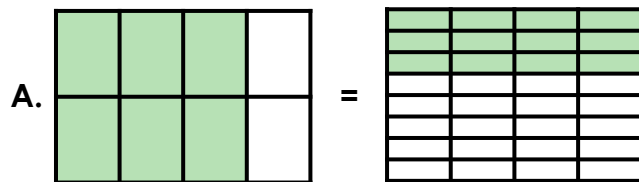
Equivalent Fractions

1. Colour $\frac{3}{7}$ of each shape.



VF

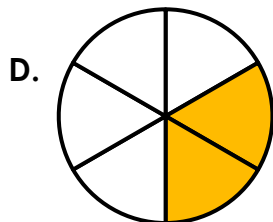
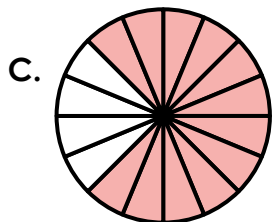
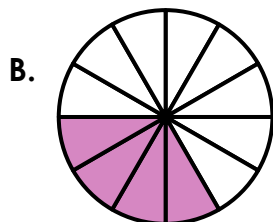

4. Vaishali has drawn some equivalent fractions.



Find and explain any mistakes.

R

2. Match the equivalent fractions.



VF

5. Give two possible values for A and B.

$$\frac{2}{A} = \frac{B}{32}$$

Diagram showing a fraction equation $\frac{2}{A} = \frac{B}{32}$ with arrows indicating multiplication by $x?$ to reach the other side.

PS

3. Complete the missing numerator and divisor.

$$\frac{5}{9} = \frac{\square}{36}$$

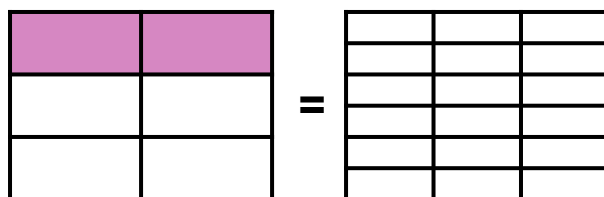
Diagram showing a fraction equation $\frac{5}{9} = \frac{\square}{36}$ with arrows indicating multiplication by $\div \square$ to reach the other side.

VF

6. Giles wants to make a pair of equivalent fractions. He says,



To create an equivalent fraction, I need to shade in one row of the second grid.



Is Giles correct? Explain your answer.

R

Equivalent Fractions

1. 3 parts shaded; 9 parts shaded
2. A and C; B and D
3. The missing divisor is 4; the missing numerator is 20.
4. A. 3 more rows should be shaded in as $\frac{6}{8} = \frac{24}{32}$;
B. 4 more parts should be shaded in as $\frac{2}{5} = \frac{6}{15}$.
5. Various answers, for example: $\frac{2}{4} = \frac{16}{32}$ and $\frac{2}{8} = \frac{8}{32}$
6. Giles is incorrect. Shading one row of the second grid would equal $\frac{3}{18}$.

However, $\frac{2}{6} = \frac{6}{18}$ so Giles would need to shade in two rows of the second grid for the fractions to be equivalent.