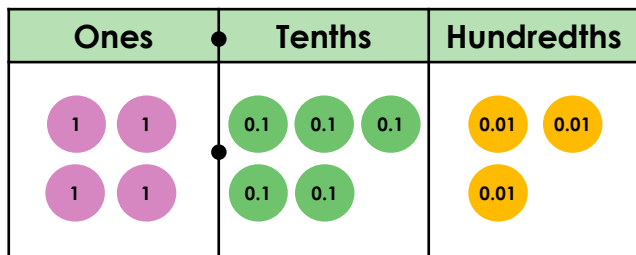


Decimals up to 2 Decimal Places

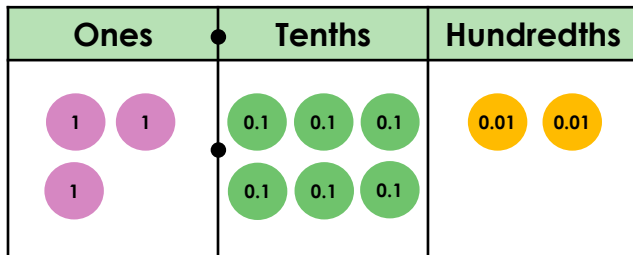
1. Circle the decimal number that is represented on the place value chart.



- A. 4.54
- B. $4 + 0.1 + 0.03$
- C. 4 ones, 5 tenths and 3 hundredths

VF

4. Razia has some counters on her place value chart.



She says,



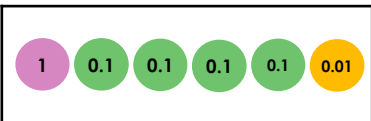


I add 4 tenths and 3 hundredths. My new number is 3.105.

Explain and correct Razia's mistake.

R

2. Match each decimal number to the correct visual representation.

A.	1.41	1.	
B.	0.11	2.	
C.	1.04	3.	

VF

5. Sonny is thinking of a number.



My number lies between $6 + 0.2 + 0.08$ and $6 + 0.1 + 0.13$.

What number is Sonny thinking of? Find four possibilities.

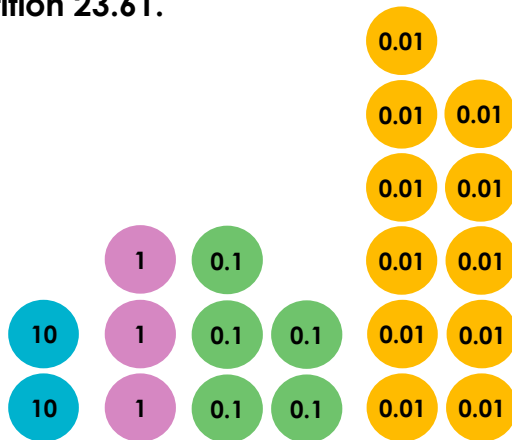
PS

3. Write the value of each underlined digit.

- A. 2.68 _____
- B. 7.06 _____
- C. 6.09 _____
- D. 63.94 _____

VF

6. Tia has used place value counters to partition 23.61.



Is she correct? Prove it.

R

Decimals up to 2 Decimal Places

1. C. 4 ones, 5 tenths and 3 hundredths
2. A3; B1; C2
3. A. 0.6; B. 0.06; C. 6; D. 60
4. Razia has forgotten that her 10 tenths have the same value as 1 ones counter. She can swap her 10 tenths for 1 ones counter. Her new number will be 4.05.
5. Sonny's number lies between 6.28 and 6.23. His number could be 6.24, 6.25, 6.26 or 6.27.
6. Tia is correct. 10 of her hundredths have the same value as 1 tenth. 2 tens + 3 ones + 5 tenths + 11 hundredths = 23.61