

Homework/Extension

Step 1: Describe Position

National Curriculum Objectives:

Mathematics Year 4: (4P3a) [Describe positions on a 2-D grid as coordinates in the first quadrant.](#)

Differentiation:

Questions 1, 4 and 7 (Varied Fluency)

Developing State whether the coordinates given are true or false. Using up to 4 points, all points plotted on a 5x5 grid, using 1:1 scale.

Expected State whether the coordinates given are true or false. Using up to 6 points, all points plotted on a 10x10 grid, using 1:1 scale.

Greater Depth State whether the coordinates given are true or false. Using up to 6 points, all points plotted on a 10x10 grid, using varying scales with some points plotted between increments.

Questions 2, 5 and 8 (Varied Fluency)

Developing Identify symbols using given coordinates. Using up to 4 points, all points plotted on a 5x5 grid, using 1:1 scale.

Expected Identify symbols using given coordinates. Using up to 6 points, all points plotted on a 10x10 grid, using 1:1 scale.

Greater Depth Identify symbols using given coordinates. Using up to 6 points, all points plotted on a 10x10 grid, using varying scales with some points plotted between increments.

Questions 3, 6 and 9 (Reasoning and Problem Solving)

Developing Give the correct coordinates to make a given shape. Using up to 4 points, all points plotted on a 5x5 grid, using 1:1 scale.

Expected Give the correct coordinates to make a given shapes. Using up to 6 points, all points plotted on a 10x10 grid, using 1:1 scale.

Greater Depth Give the correct coordinates to make a given shapes. Using up to 6 points, all points plotted on a 10x10 grid, using varying scales with some points plotted between increments.

More Year 4 [Position and Direction](#) resources.

Did you like this resource? Don't forget to [review](#) it on our website.

Describe Position

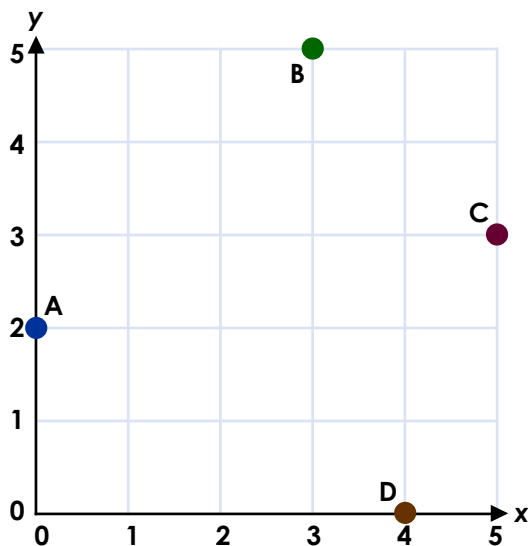
1. True or false?

Point A = (2, 0)

Point B = (3, 5)

Point C = (3, 5)

Point D = (4, 1)



VF
HW/Ext

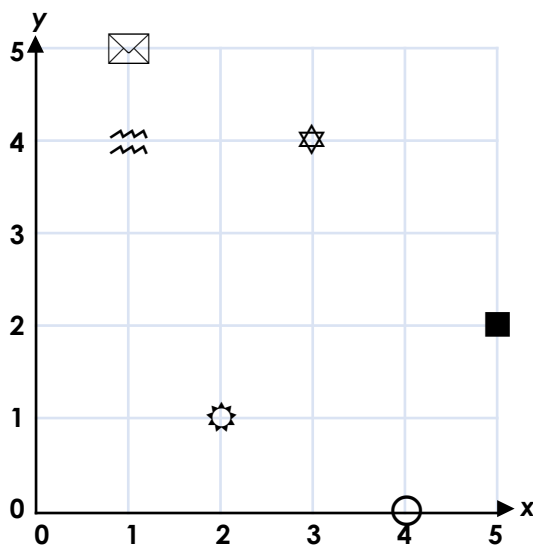
2. Which symbols can be found at the following coordinates?

A = (2, 1) = _____

B = (3, 4) = _____

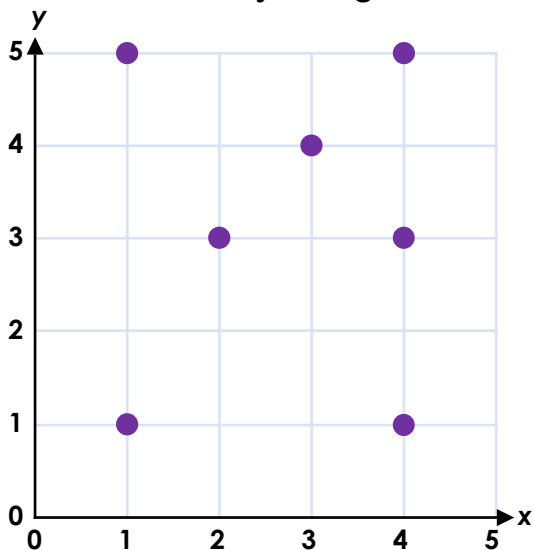
C = (1, 5) = _____

D = (4, 0) = _____



VF
HW/Ext

3. Write the coordinates which join together to form a rectangle.



(,)

(,)

(,)

(,)



RPS
HW/Ext

Describe Position

4. True or false?

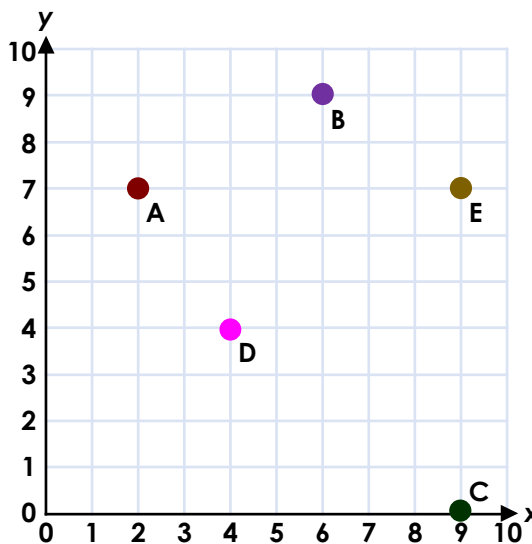
Point A = (2,7)

Point B = (9,6)

Point C = (8,1)

Point D = (4,4)

Point E = (9, 7)



VF
HW/Ext

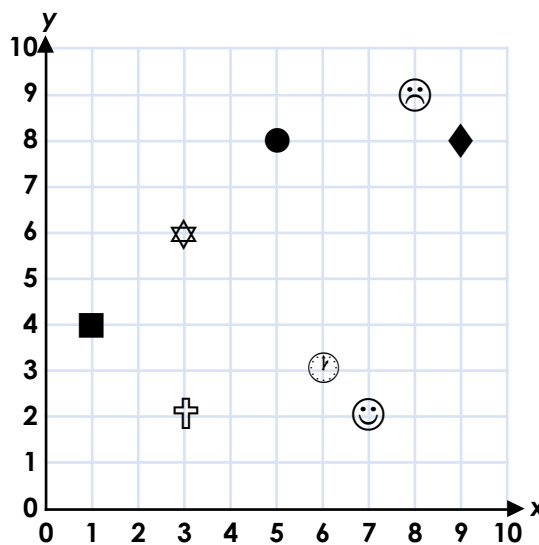
5. Which symbols can be found at the following coordinates?

A = (3, 6) = _____

B = (7, 2) = _____

C = (9, 8) = _____

D = (1, 4) = _____



VF
HW/Ext

6. Find two sets of coordinates which join together to form a square.

(,)

(,)

(,)

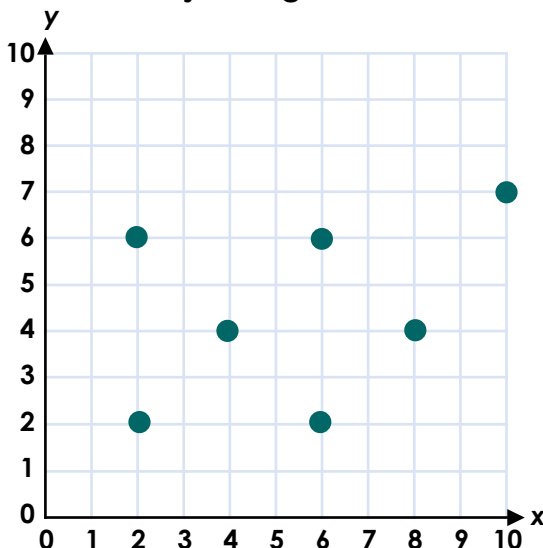
(,)

(,)

(,)

(,)

(,)



RPS
HW/Ext

Describe Position

7. True or false?

Point A = (1, 6)

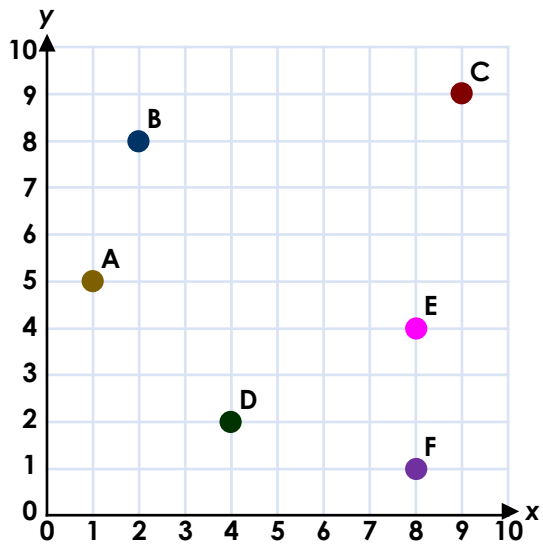
Point B = (2, 8)

Point C = (9, 9)

Point D = (5, 2)

Point E = (8, 4)

Point F = (1, 8)



VF
HW/Ext

8. Which symbols can be found at the following coordinates?

A = (11, 4) = _____

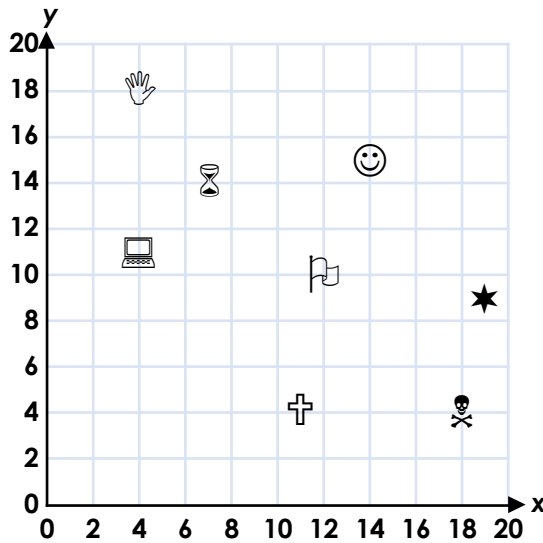
B = (19, 9) = _____

C = (4, 18) = _____

D = (14, 15) = _____

E = (12, 10) = _____

F = (7, 14) = _____



VF
HW/Ext

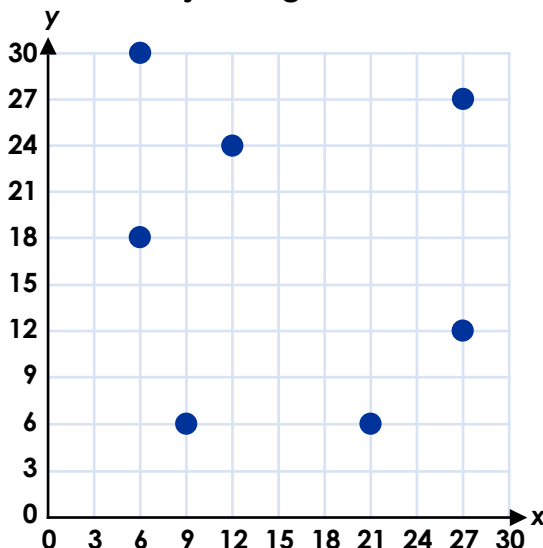
9. Find two sets of coordinates which join together to form a trapezium.

(,)

(,)

(,)

(,)



(,)

(,)

(,)

(,)



RPS
HW/Ext

Homework/Extension

Describe Position

Developing

1. True – point B

False – point A = (0,2); point C = (5,3) and point D = (4,0)

2. A. sun; B. star; C. envelope and D. circle

3. When joined, (1, 5), (4, 5), (4, 1) and (1, 1) form a rectangle.

Expected

4. True – points A, D and E

False – point B = (6,9); point C = (9,0)

5. A. star; B. smiley face; C. rhombus and D. square

6. When joined, (2,2), (6, 2), (6, 6) and (2, 6) make a square. When (4,4), (6,2), (6,6) and (8,4) are joined, they also form a square.

Greater Depth

7. True – points B, C and E

False – point A = (1,5); point D = (4,2) and point F (8,1)

8. A. cross; B. star; C. hand; D. smiley face; E. flag and F. timer

9. When joined, (6, 18), (12, 24), (9, 6) and (27, 27) make a trapezium. When (9, 6), (27, 27), (21, 6) and (27, 12) are joined, they also form a trapezium.