

## Homework/Extension

### Step 1: Measure Length (cm)

## National Curriculum Objectives:

Mathematics Year 2: (2M2) Choose and use appropriate standard units to estimate and measure length/height in any direction (m/cm); mass (kg/g); temperature ( $^{\circ}$  C); capacity (litres/ml) to the nearest appropriate unit using rulers, scales, thermometers and measuring vessels

## Differentiation:

Questions 1, 4 and 7 (Varied Fluency)

**Developing** Calculate the measurements of the objects in cm using the marked rulers. Objects always aligned at 0 cm with supporting lines to show the start and end point of the objects.

**Expected** Calculate the measurements of the objects in cm using the marked rulers. Objects always aligned at 0 cm. Some objects measured to the nearest cm by not being exactly on the cm increment.

**Greater Depth** Calculate the measurements of the objects in cm using the unmarked rulers. Objects always aligned at 0 cm. Some objects measured to the nearest cm by not being exactly on the cm increment.

Questions 2, 5 and 8 (Varied Fluency)

**Developing** Identify the incorrectly measured object using the marked rulers. Objects always aligned at 0 cm with supporting lines to show the start and end point of the objects.

**Expected** Identify the incorrectly measured object using the marked rulers. Objects always aligned at 0 cm. Some objects measured to the nearest cm by not being exactly on the cm increment.

**Greater Depth** Identify the incorrectly measured object using the unmarked rulers. Objects always aligned at 0 cm. Some objects measured to the nearest cm by not being exactly on the cm increment.

Questions 3, 6 and 9 (Reasoning and Problem Solving)

**Developing** Explain if the statement is correct when measuring an object using marked rulers. Object aligned at 0 cm with supporting lines to show the start and end point of the objects.

**Expected** Explain if the statement is correct when measuring an object using marked rulers. Object aligned at 0 cm to the nearest cm by not being exactly on the cm increment.

**Greater Depth** Explain if the statement is correct when measuring an object using unmarked rulers. Object aligned at 0 cm to the nearest cm by not being exactly on the cm increment.

More [Year 2 Length and Height](#) resources.

Did you like this resource? Don't forget to [review](#) it on our website.

# Measure Length (cm)

1. Write the measurement of each object.

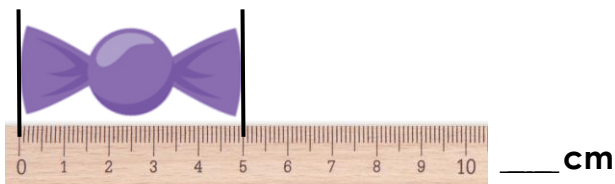
A.



B.



C.



D.

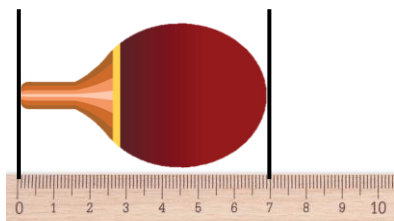


Not to scale

VF  
HW/Ext

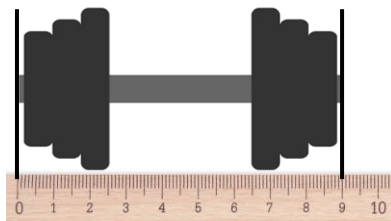
2. Freya measures the small world sports objects and labels them below.

A.



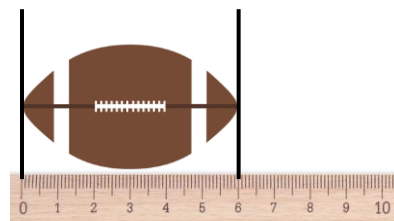
8 cm

B.



9 cm

C.



6 cm

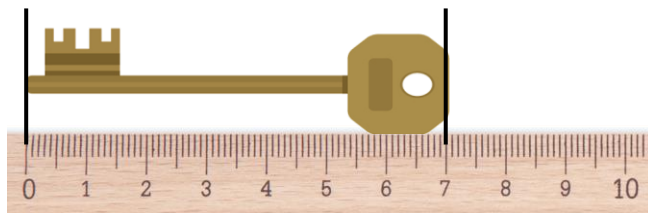
Tick the object she has measured incorrectly.



Not to scale

VF  
HW/Ext

3. Liam has measured his key.



He says,



The key measures 6 cm.

Is he correct? Explain how you know.



Not to scale

RPS  
HW/Ext

# Measure Length (cm)

4. Write the measurement of each toy food object to the nearest cm.

A.



B.



C.



D.



Not to scale

VF  
HW/Ext

5. Calvin measures the toy beach objects to the nearest cm and labels them below.

A.



5 cm



B.



6 cm



C.



2 cm



Tick the object he has measured incorrectly.



Not to scale

VF  
HW/Ext

6. Ana has measured her bottle.



She says,



The bottle measures 9 cm.

Is she correct? Explain how you know.



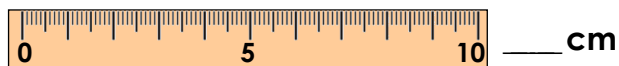
Not to scale

RPS  
HW/Ext

# Measure Length (cm)

7. Write the measurement of each toy food object to the nearest cm.

A.



B.



C.



D.



Not to scale

VF  
HW/Ext

8. Nina measures the toy gardening objects to the nearest cm and labels them below.

A.



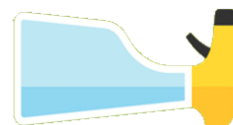
4 cm

B.



4 cm

C.



6 cm

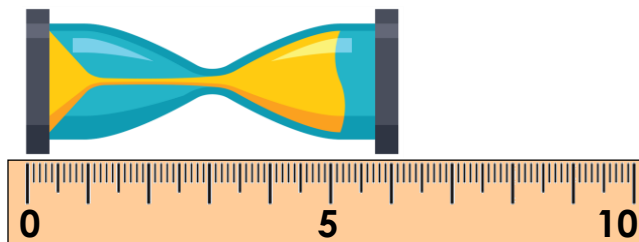
Tick the object she has measured incorrectly.



Not to scale

VF  
HW/Ext

9. Klaus has measured his sand timer.



He says,



The sand timer measures 7 cm.

Is he correct? Explain how you know.



Not to scale

RPS  
HW/Ext

## Homework/Extension Measure Length (cm)

### Developing

1. **A = 4 cm; B = 2 cm; C = 5 cm; D = 3 cm**
2. **A**
3. **No, he is incorrect. The key measures 7 cm.**

### Expected

4. **A = 6 cm; B = 3 cm; C = 2 cm; D = 5 cm**
5. **C**
6. **No, she is incorrect. The bottle measures 7 cm to the nearest cm.**

### Greater Depth

7. **A = 4 cm; B = 7 cm; C = 3 cm; D = 6 cm**
8. **B**
9. **No, he is incorrect. The sand timer measures 6 cm to the nearest cm.**