

Recognise Equal Groups

Mr Brown is setting up his classroom. He wants each table to have an equal number of overall items. Each table has space for up to 10 items.

Table 1




Table 2




Table 3




Table 4




Table 5





Table 6



Some items are still in a box, waiting to be unpacked.

Explore different combinations of scissors, rubbers and pencils that could be put on each table to make each group equal.

Recognise Equal Groups

Mr Brown is setting up his classroom. He wants each table to have an equal number of overall items. Each table has space for up to 10 items.

Table 1




Table 2




Table 3




Table 4

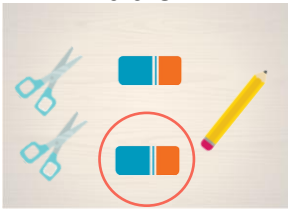


Table 5

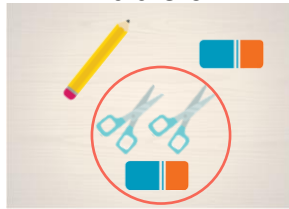



Table 6



Some items are still in a box, waiting to be unpacked.

Explore different combinations of scissors, rubbers and pencils that could be put on each table to make each group equal. **Various answers, for example:**

Each table has 5 items. 0 items added to Table 1; 1 item added to Table 2; 2 items added to Table 3; 1 item added to Table 4; 3 items added to Table 5; 2 items added to Table 6. In total, 3 pairs of scissors, 4 rubbers and 2 pencils have been added.