

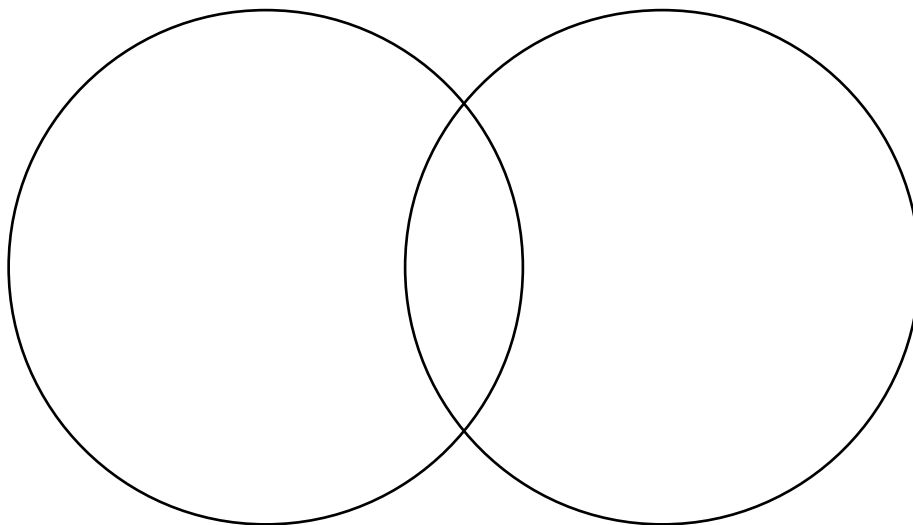

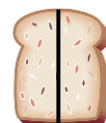
# Make Equal Parts

Sort the images into the Venn diagram below so that there are at least two examples in each part of the diagram. Add up to three straight lines to the crisp packet to show how many equal parts it has.



Fewer than  
\_\_\_ equal parts

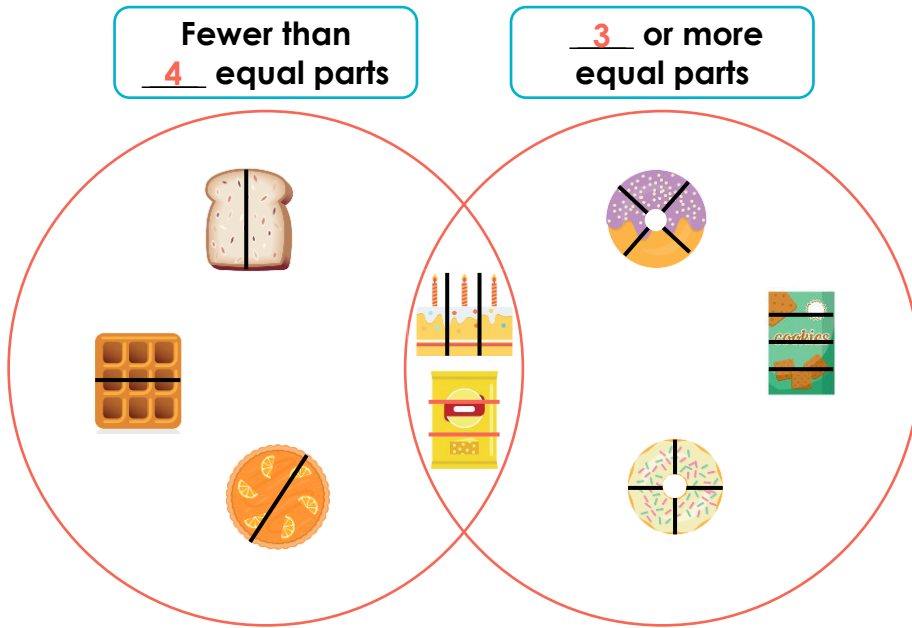
\_\_\_ or more  
equal parts



Explore two different ways of sorting the images above.

# Make Equal Parts

Sort the images into the Venn diagram below so that there are at least two examples in each part of the diagram. Add up to three straight lines to the crisp packet to show how many equal parts it has.



Explore two different ways of sorting the images above.

Various answers. One completed example of the Venn diagram is shown above.