

Count in 10s – Practical Activities

Advice and ideas

Maths

Children to count in tens, using a range of mathematical equipment as support. Extend this by asking children to make their own tens equipment using items such as beads or cubes.

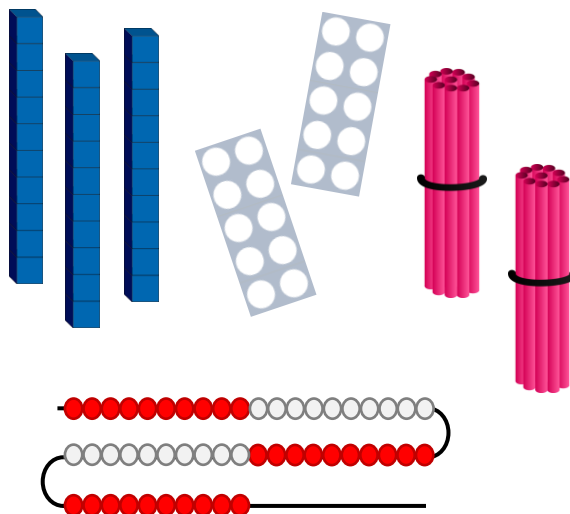
Writing

Provide number cards and hundred squares. Ask children to count forwards or backwards in tens from a chosen number card. Encourage them to write both the numerals and number names.

Maths

123

Use equipment to count in 10s.



Classroom
secrets★

VF

Writing



Count forwards and backwards.



30

30, 40, 50

thirty, forty, fifty



Classroom
secrets★

VF

Count in 10s – Practical Activities

Advice and ideas

Creative

Provide ten number pieces. Children can paint onto the pieces, and then print them. Encourage children to count in tens as they go. How many tens are there? How many ones are there altogether?

Fine Motor

Provide paper plates with '10' in the centre and multiples of ten around the outside. Thread string through the centre and ask children to continue threading by counting forwards in tens.

Creative

123

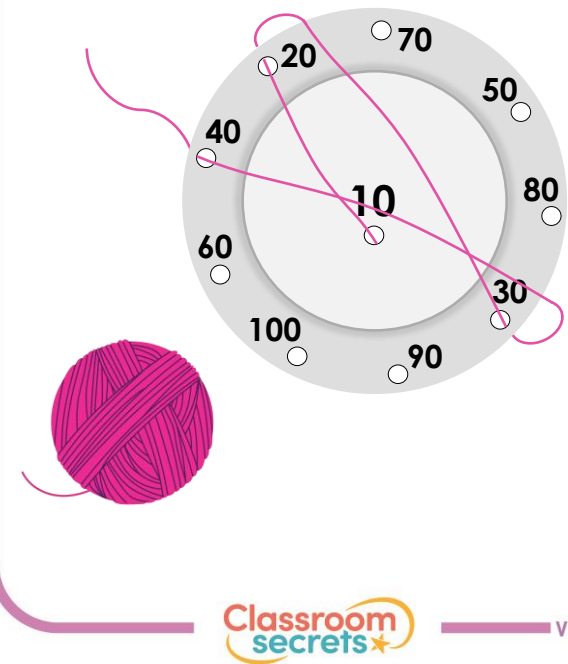
Print number pieces in 10s.



Fine Motor



Thread and count in 10s.



Count in 10s – Practical Activities

Advice and ideas

Construction

Set up an incomplete number track. Ask children to complete the track by counting in tens, building towers to match. Challenge children to start from numbers other than zero.

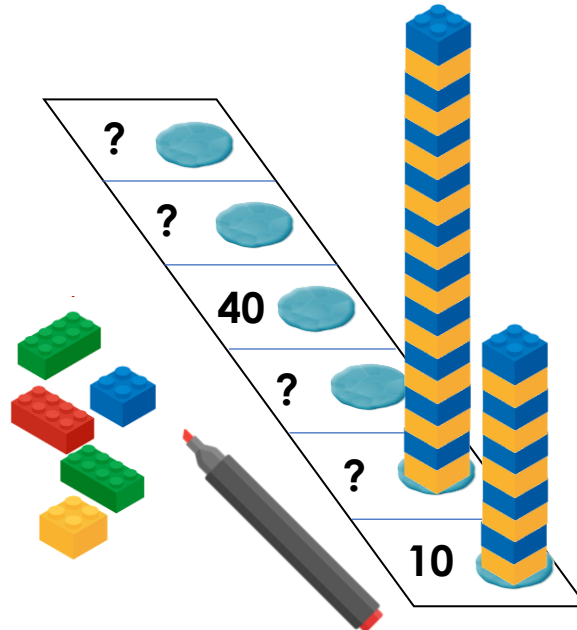
Outdoor

Set up an activity circuit and encourage children to do ten of each activity. Ask them to record how many different activities they complete. Then, in tens, count the total number.

Construction



Complete the number track.



Classroom
secrets★

VF

Outdoor



Complete a tens activity circuit.



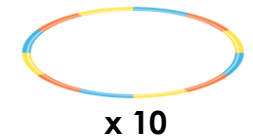
x 10



x 10



x 10



x 10

Classroom
secrets★

VF