

3D Shapes – Practical Activities

Advice and ideas

Maths

Provide a range of 3D shapes. Encourage children to find all the cubes and cones and describe them. If observing, ask children to name some of the other 3D shapes.


Writing

Provide a selection of 3D shapes, a word bank of 3D shape names, a whiteboard and pen. Ask children to select a 3D shape and write its name on the whiteboard using the word bank.

Maths

123

Find a cube.
Find a cone.



Classroom
secrets★

VF

Writing



**Write the name
of a 3D shape.**



cylinder



Classroom
secrets★

VF

3D Shapes – Practical Activities

Advice and ideas

Construction

Provide a range of 3D shapes for children and encourage them to build their tower in different ways. Ask children which shapes work best in the tower and if any shapes do not stack properly.

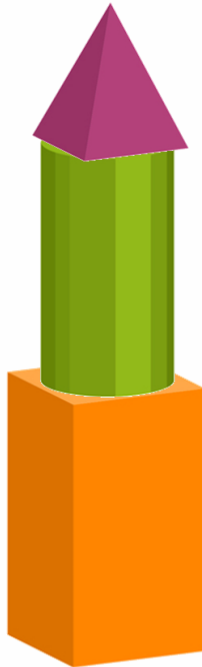
Outdoor

Ask children to go on a hunt for 3D shapes. They should look for both natural and man-made objects. If tablets or cameras are available, ask children to take photos of the examples they find.

Construction



Build a tower.



Classroom
secrets★

VF

Outdoor



Go on a 3D shape hunt.



Classroom
secrets★

VF

3D Shapes – Practical Activities

Advice and ideas

Creative

Provide a variety of junk modelling materials. Encourage children to build a rocket using the materials and talk about the 3D shapes they use.

Malleable

Provide playdough and 3D shapes. Encourage children to make different 3D shapes using the playdough by copying the ones provided.

Creative



Build a 3D shape rocket.




Classroom
secrets★

VF

Malleable



Create 3D shapes.



Classroom
secrets★

VF